









- COMPLEMENTS PLANT NUTRITION 补充植物营养
- SUPPORTS FLOWERING AND FRUITING 支持开花和结果
- FACILITATES GROWTH AND BOOSTS VIGOR 促进生长，增强活力
- ENHANCES PLANT RESISTANCE TO PESTS AND DISEASES 增强植物对病虫害的抵抗力
- CORRECT DEFICIENCIES AND CURE MALFUNCTIONING OF THE PLANT 纠正植物微量元素不足问题

**100% AUSTRALIA ORIGIN**



		Mo	Ni	Mn	Si	Fe	B	Cu	Zn
<b>Improve uptake &amp; conversion of nitrogen for plant growth and production</b> 改善氮素的吸收和转化，优化植物生长和生产		✓	✓						
<b>Efficient use of urea</b> 提升尿素的利用			✓						
<b>Better Root growth by enhancing population of beneficial microbes</b> 通过增加有益微生物的数量来促进根系生长		✓		✓		✓	✓		
<b>Plant diseases resistance</b> 提升植物抗病性			✓	✓	✓		✓	✓	✓
<b>Improve photosynthesis and leaf growth</b> 改善光合作用和叶片生长			✓			✓		✓	✓
<b>Improve pollen viability for better seed and fruit set</b> 提高花粉的生存能力，以获得更好的种子和坐果					✓		✓	✓	

Crops 农作物	Dosage (g/tree) 施肥份量	Application per Annum 应用/年	Apply Area 施放范围
<b>Immature Oil Palm 未成年油棕树</b> <b>Matured Oil Palm 成年油棕树</b>	250 克	1 (一次)	Broadcast 1-3 feet from palm base 离树干 1-3 英尺施放
	500 克		
<b>Durian &amp; Rubber 榴莲 &amp; 橡胶树</b> 1-5 years old (一至五年) >5 years old (五年以上)	250 克	2 (两次)	Canopy drip line (叶棚滴水范围)
	500 克		
<b>Paddy 稻</b>	10-20 Kg/Ha/Season		Plough into soil before planting 种植前先犁入土壤
<b>Fruit &amp; Vegetables 蔬果类</b> <b>Mango, Papaya, Tomato, Eggplant, Lady Finger 芒果, 木瓜, 番茄, 茄子, 秋葵</b>	25-30g/application (small-sized plants) 小型类植物		Plough into soil before planting 种植前先犁入土壤
<b>Green Vegetables 青菜类</b> <b>Spinach, Pak Choy, Kai Lan, Lettuce, etc 菠菜, 白菜心, 芥兰菜, 生菜等等</b>	50g/application (medium-sized plants) 中型类植物		Plough into soil before planting 21-80 days interval 种植前先犁入土壤 每隔 21-80 天
<b>Herbal Oriental 草本类植物</b>	100g/application (Large-sized and/or fruiting plants) 大型或果类植物		Plough or mix into soil & Topdressing every 2 months 犁入或混合在土壤中 & 每隔两个月追加一次

# BEFORE



# AFTER



**100% AUSTRALIA ORIGIN**

